



Global Concessional Financing Facility Trust Fund

Financial Report

Prepared by the Trustee

As of December 31, 2025



Table of Contents

Table of Contents

Introduction	3
GCFF Trust Fund Financial Summary as of December 31, 2025	4
1. GCFF Trust Fund Summary – Inception through December 31, 2025	5
2. Pledges and Contributions as of December 31, 2025.....	6
3. Asset Mix and Investment Income.....	7
4. Cumulative Funding Decisions as of December 31, 2025.....	10
5. Funds Available as of December 31, 2025	11
Glossary.....	12



Introduction

The Global Concessional Financing Facility (GCFF) was established in July 2016 as part of the *New Financing Initiative to Support the Middle East and North Africa (MENA) Region* which aimed to provide additional financing on more favorable terms to countries in the MENA region impacted by forced displacement, conflict and economic instability. In September 2016, the GCFF was expanded to a global facility in order to provide middle income countries the development support needed to address refugee crises across the globe.

In October 2022, the GCFF Steering Committee agreed to re-configure the GCFF window structure by: (i) establishing regional windows for Latin America (LAC) and East and Central Europe (ECE), (ii) renaming the existing Lebanon/Jordan window as the Middle East and North Africa (MENA) window, and (iii) retaining the Global window, Jordan window and Lebanon window. This new window structure was fully operational and effective on January 1, 2023.

This report covers the financial status of the GCFF Trust Fund. It is produced by the Trustee (World Bank) in accordance with the Trustee's role in the GCFF Operations Manual and Standard Provisions for the Contribution Agreements/Arrangements (Section 6):

“The Trustee will maintain separate records and ledger accounts with respect to the funds deposited in the Trust Fund and transfers made therefrom. The Trustee will report to the Steering Committee semi-annually on the financial status of the Trust Fund, including information on the status of Contributions, investment income, Allocations, Commitments, transfers and funds available for approval by the Steering Committee.”



GCFE Trust Fund Financial Summary as of December 31, 2025

Pledges and Contributions:

A pledge represents a Supporting Country's expression of intent to make a contribution. Pledges are formalized as Contributions by way of a countersigned Contribution Agreement/Arrangement.

As of December 31, 2025, contributions and outstanding pledges to the GCFE Trust Fund totaled USDeq. 1,069.34 million, comprising of USD 1,066.40 million which has been deposited as cash into the GCFE Trust Fund and USD 2.94 million in contributions receivable.

Resources not yet received total USDeq 2.94 million in contributions receivable.

Investment Income:

As of December 31, 2025, the GCFE Trust Fund earned investment income of approximately USD 81.86 million¹ on the liquid balances in the GCFE Trust Fund and investment income received from Implementation Support Agencies (ISA).

Funding Approvals:

As of December 31, 2025, the GCFE Steering Committee had approved funding from the GCFE Trust Fund totaling USD 1,067.09 million to cover Concessionality amounts and ISA Costs, as well as Administrative Budget of the GCFE Coordination Unit and Trustee.

Funds Held in Trust:

Funds Held in Trust² reflect contributions paid-in from Supporting Countries, plus investment income, less cash transfers. Funds Held in Trust as of December 31, 2025 amounted to USD 128.14 million.

Funds Available for GCFE Steering Committee Funding Decisions:

Funds available to support GCFE funding decisions amounted to USD 81.17 million as of December 31, 2025.

¹ Represents investment income earned on the liquid balances of the GCFE Trust Fund and investment income received from ISAs as of November 30, 2025.

² Funds Held in Trust represent balance of cash, investments and unencashed promissory notes (if any) as of the reporting date.



1. GCFF Trust Fund Summary – Inception through December 31, 2025

In USD millions

	Total	% of Total
Supporting Country Pledges and Contributions		
Contributions	1,069.34	100.0%
Pledges	-	0.0%
Total Pledges and Contributions	1,069.34	100.0%
Cumulative Resources		
<u>Resources received</u>		
Cash Receipts	1,066.40	92.6%
Investment Income earned a/ b/	81.86	7.1%
Total Resources Received	1,148.26	99.7%
<u>Resources not yet received</u>		
Contributions not yet received	2.94	0.3%
Pledges outstanding	-	0.0%
Total Resources not yet received	2.94	0.3%
Total Potential Resources (A) (in USD millions)	1,151.20	100.0%
Cumulative Funding Decisions		
Concessionality	1,054.82	98.9%
ISA Costs	2.78	0.3%
Administrative Budget	9.49	0.9%
Total Funding Decisions Net of Cancellations (B)	1,067.09	100.0%
Total Potential Resources Net of Funding Decisions (A) - (B)	84.11	
Funds Available		
Funds Held in Trust with no restrictions b/	128.14	
Approved Amounts Pending Cash Transfers	46.97	
Total Funds Available to Support Steering Committee Decisions	81.17	

a/ Represents investment income earned on the liquid balances of the GCFF Trust Fund and investment income received from ISAs as of November 30, 2025

b/ Excludes USD 1.09 million of investment income earned by IBRD as ISA pending distribution to the respective windows on a semi-annual basis

Note: Sub-totals may not add up due to rounding

2. Pledges and Contributions as of December 31, 2025

In millions

Supporting Country	Curr	Pledge in Currency of Contribution		Effective (or signed) Contribution in Currency of Contribution							Receipts in Currency of Contribution						Receipts in USD a/ b/
		USDeq. a/		Global	MENA	Jordan	Lebanon	ECE	LAC	Total	Global	MENA	Jordan	Lebanon	ECE	LAC	
Canada	CAD	84.00	63.27	19.00	40.00	25.00	-	-	-	84.00	19.00	40.00	20.97	-	-	-	60.33
Canada	USD	2.50	2.50	2.50	-	-	-	-	-	2.50	2.50	-	-	-	-	-	2.50
Denmark	DKK	587.10	91.46	437.10	-	150.00	-	-	-	587.10	437.10	-	150.00	-	-	-	91.46
European Commission	EUR	5.00	5.36	-	5.00	-	-	-	-	5.00	-	5.00	-	-	-	-	5.36
Germany	EUR	102.48	113.84	-	67.65	34.83	-	-	-	102.48	-	67.65	34.83	-	-	-	113.84
Japan	c/ USD	212.42	212.42	14.56	136.06	25.00	-	31.80	5.00	212.42	14.56	136.06	25.00	-	31.80	5.00	212.42
Netherlands	EUR	103.00	116.42	13.00	20.00	-	30.00	40.00	-	103.00	13.00	20.00	-	30.00	40.00	-	116.42
Netherlands	USD	10.04	10.04	-	-	-	-	10.04	-	10.04	-	-	-	-	10.04	-	10.04
Norway	NOK	645.47	73.53	40.00	594.20	-	-	11.27	-	645.47	40.00	594.20	-	-	11.27	-	73.53
Sweden	SEK	230.00	25.05	-	180.00	-	-	50.00	-	230.00	-	180.00	-	-	50.00	-	25.05
Sweden	USD	30.00	30.00	10.00	20.00	-	-	-	-	30.00	10.00	20.00	-	-	-	-	30.00
United Kingdom	d/ USD	40.30	40.30	-	-	40.30	-	-	-	40.30	-	-	40.30	-	-	-	40.30
United Kingdom	GBP	106.50	140.15	8.00	-	98.50	-	-	-	106.50	8.00	-	98.50	-	-	-	140.15
United States	USD	145.00	145.00	100.00	-	35.00	-	-	10.00	145.00	100.00	-	35.00	-	-	10.00	145.00
Total			1,069.34														1,066.40

a/ Represents (1) actual US dollar value of paid-in cash contributions and/or (2) December 31, 2025 value of pledges outstanding and/or unpaid contribution amounts

b/ Represents actual USD receipts

c/ Includes grant amount

d/ Represents grant amount only

Note: totals may not add up due to rounding



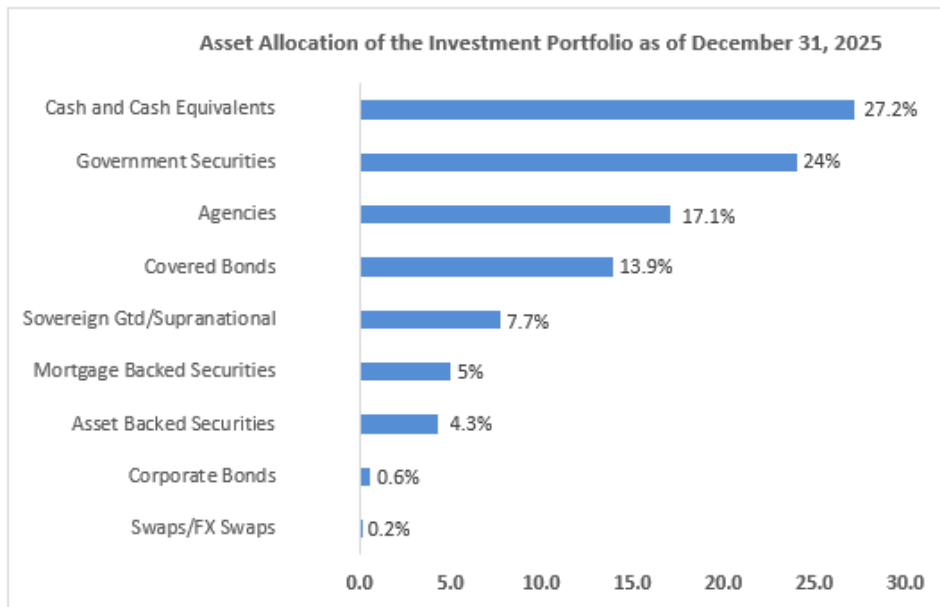
3. Asset Mix and Investment Income

ASSET MIX

The undisbursed cash balance of the GCTF Trust Fund is maintained in a commingled investment portfolio (“Pool”) for all trust funds managed by the World Bank. Within this pool, GCTF Trust Fund funds are invested in a short term, high quality fixed income portfolio with an investment horizon of up to one year.

The investment objectives for the GCTF Trust Fund are to optimize investment returns, subject to preserving capital and maintaining adequate liquidity to meet foreseeable cash flow needs within a conservative risk management framework.³

The portfolio allocation by asset class has the largest allocations to money market instruments and government securities.



INVESTMENT RETURNS

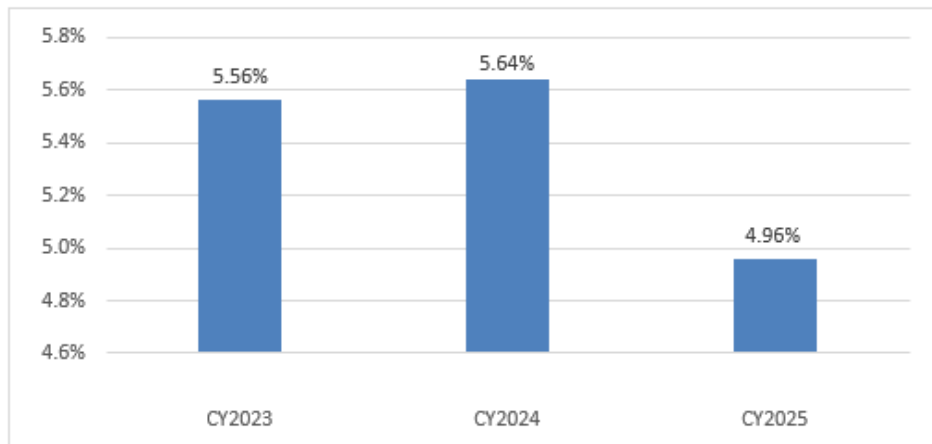
The final quarter of 2025 was marked by the Federal Reserve’s final policy decision of the year and the resolution of the federal government shutdown. The resolution reduced uncertainty, allowing macroeconomic data to flow freely again and improving overall risk sentiment. The Treasury yield curve steepened as short-term yields fell amid stronger expectations for interest rate cuts, while long-term yields rose due to a higher term premium and increased supply of longer-duration debt. Equity markets showed mixed performance in December but ended the year with significant gains. Meanwhile, commodities were volatile, with rising prices in precious metals and declining oil prices. Economic data

³ World Bank defines the market risk measures and tolerances for Model Portfolios of 1-year or less investment horizon as 1-year 99% CVaR be no worse than -0.25%; and for Model Portfolios of longer than 1-year but less or equal to 5-year investment horizon as 3-year 99% CVaR be no worse than -1%.



indicated that the US economy is cooling but remains resilient. The delayed Q3 GDP report showed the strongest quarterly growth in two years, driven by strong consumer spending. However, labor market momentum has softened, and unemployment has risen to its highest level since 2021. November inflation data came in below consensus expectations, though readings should be interpreted cautiously due to shutdown-related data distortions. At its December meeting, the Fed delivered a widely expected 25bp rate cut while maintaining a largely unchanged medium-term policy outlook. Updated projections reflected lower expected inflation, stable unemployment forecasts, and modestly higher growth expectations, reinforcing a patient and gradual approach to further policy easing in the years ahead.

The portfolio returns for the GCFF Trust Fund liquid portfolio (managed by the World Bank) or undisbursed cash balance during calendar year 2025 was 4.96%.



ESG SUMMARY REPORT – GCFF INVESTMENT PORTFOLIO

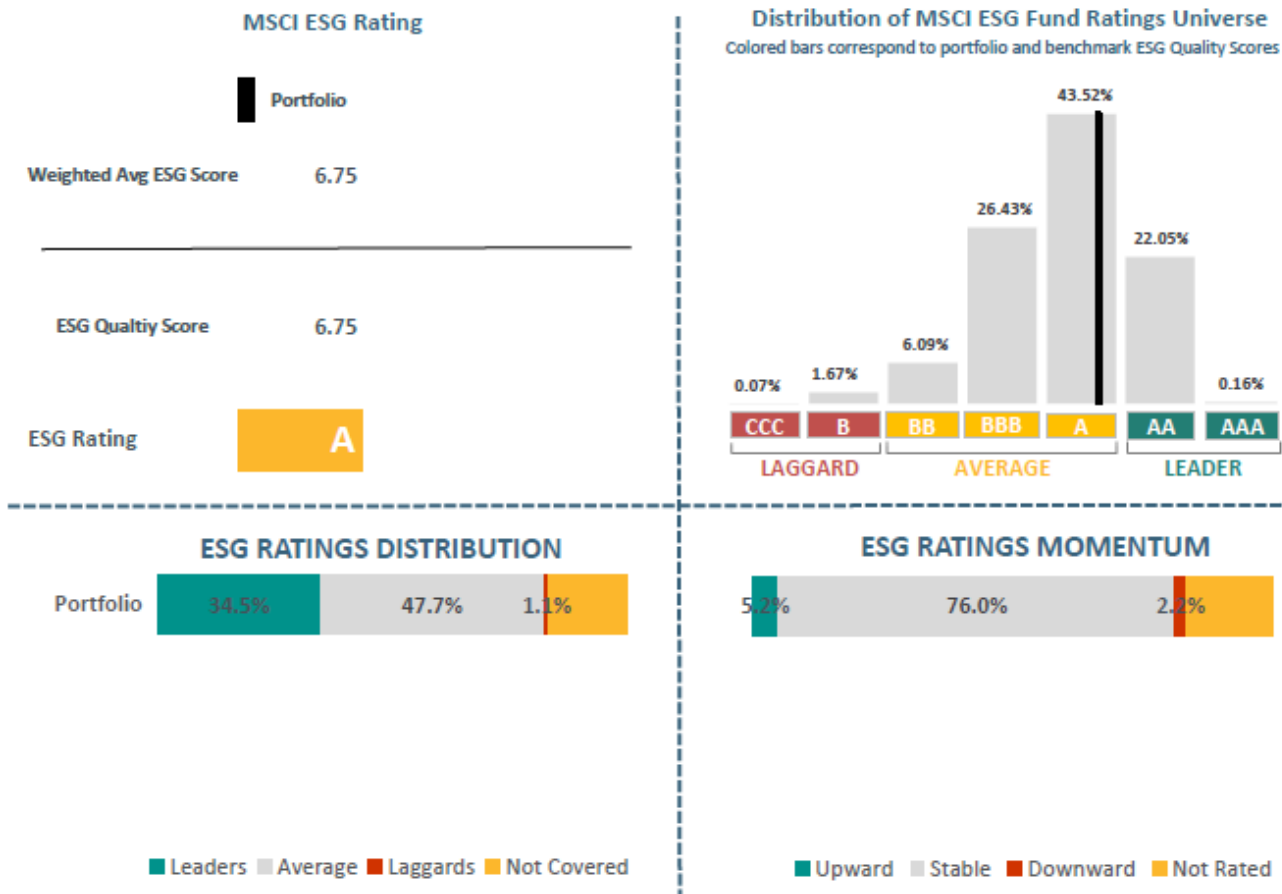
As per the investment management strategy implemented by the World Bank, the funds held in trust benefit from the approach to Sustainable and Responsible Investment (SRI), which considers and incorporates Environmental, Social, and Governance (ESG) factors into Trustee’s investment processes. The implementation of ESG Integration falls within the purview of existing authorizations by the World Bank Board. Based on the endorsement by the World Bank management, starting from July 2019, the Trustee has applied ESG Integration as the default SRI approach for all portfolios managed by the World Bank, including for the GCFF Trust Fund assets.

Considering and incorporating ESG factors into investment processes should, all things being equal, lead to portfolios that have stronger ESG profiles compared to portfolios that do not explicitly consider these ESG issues. ESG Integration has become part of the existing investment processes and is intended to help fulfil the existing investment objectives. The application of ESG Integration as part of the investment process would not involve any changes in the current investment objectives or risk limits for the GCFF Trust Fund portfolio.



The GCFE investment portfolio is primarily comprised of short-term high-grade fixed-income securities (sovereign, supranational and agency securities and bank deposits), and as of December 31, 2025, the portfolio has an ESG Quality Score* of 6.75 and an ESG Rating* of A. Based on its ESG positioning in the MSCI ESG Fund Ratings Universe (upper right of Figure 1), which is deemed to be the more consistent reference indicator, GCFE’s investment portfolio falls in the average decile of the ratings universe. This reflects average capability of GCFE portfolio’s holdings in terms of managing key medium to long term risks and opportunities arising from Environmental, Social and Governance factors.

Figure 1: MSCI ESG Portfolio Summary – Global Concessional Financing Facility Trust Fund



* *Note:* ESG Quality Score is based on MSCI ESG Ratings and measured on a scale of 0 to 10 (worst to best) following a rule-based methodology. ESG Ratings Momentum represents the percentage of a portfolio’s market value coming from holdings that have had an ESG Ratings upgrade, and those with a downgrade, since their previous ESG Rating assessment. The ESG Quality Score is calculated as a weighted average of ESG scores of individual holdings adjusted by ESG Ratings Momentum and ESG laggards (if any). The weight applied to the individual ESG scores is determined by the portfolio weight of individual holdings as of the reporting date. Based on the above, the ESG Quality Score, which is subject to potential skewing effect from any factor in the calculation, could slightly vary between different reporting dates along with changes in individual holdings and their portfolio weights as well as changes in ESG Ratings Momentum. Please see details on MSCI ESG Ratings Methodology [here](#).

4. Cumulative Funding Decisions as of December 31, 2025

In USD millions

Concessionality	ISA	Global	MENA	Jordan	Lebanon	ECE	LAC	Total
Armenia - 2nd Green, Inclusive & Sustainable DPO	IBRD	4.64	-	-	-	11.36	-	16.00
Armenia - THRIVE Program	ADB	2.10	-	-	-	14.35	-	16.45
Armenia - HOME Project	IBRD	-	-	-	-	24.40	-	24.40
Colombia - Fiscal Sustainability, Competitiveness and Migration Development	IBRD	31.50	-	-	-	-	-	31.50
Colombia - Improving Quality of Healthcare Services and Efficiency	IBRD	37.60	-	-	-	-	-	37.60
Colombia - Resilient and Inclusive Housing	IBRD	21.70	-	-	-	-	-	21.70
Colombia - Social and Economic Integration of Migrants	IBRD	26.40	-	-	-	-	-	26.40
Colombia - Program to Support Policy Reforms for Social & Economic Inclusion of Venezuelan Migrant Population	IADB	17.59	-	-	-	-	-	17.59
Costa Rica - Climate Resilient Recovery and Territorial Development	IBRD	20.00	-	-	-	-	-	20.00
Ecuador - Second Inclusive and Sustainable Growth Development Policy Financing	IBRD	6.00	-	-	-	-	-	6.00
Ecuador - Second Green and Resilient Recovery Development Policy Financing	IBRD	30.00	-	-	-	-	-	30.00
Ecuador - Third Inclusive and Sustainable Growth Development Policy Financing	IBRD	14.10	-	-	-	-	-	14.10
Ecuador - Social Safety Net Project Add'l Financing	IBRD	0.05	-	-	-	-	9.95	10.00
Jordan - Economic Opportunities	IBRD	-	11.24	39.76	-	-	-	51.00
Jordan - Ain Ghazal Wastewater	EBRD	-	1.95	-	-	-	-	1.95
Jordan - Energy and Water Development Policy Loan	IBRD	-	-	25.00	-	-	-	25.00
Jordan - West Irbid Wastewater	EBRD	-	2.50	-	-	-	-	2.50
Jordan - Emergency Health	IBRD	-	7.95	5.95	-	-	-	13.90
	IsDB	-	12.01	8.99	-	-	-	21.00
Jordan - Emergency Health (Add'l Financing)	IBRD	-	18.17	40.73	-	-	-	58.90
Jordan - Education Reform Support	IBRD	-	41.88	10.42	-	-	-	52.30
Jordan - Education Reform Support (Add'l Financing)	IBRD	-	3.49	15.11	-	-	-	18.60
Jordan - First Equitable Growth and Job Creation	IBRD	11.26	18.45	81.29	-	-	-	111.00
Jordan - Youth, Technology and Jobs Project	IBRD	-	-	36.90	-	-	-	36.90
Jordan - COVID19 Emergency Response Add'l Financing	IBRD	-	10.42	0.51	-	-	-	10.93
Jordan - Private Sector Guarantee Facility	EIB	-	30.00	-	-	-	-	30.00
Jordan - Agriculture Resilience, Value Chain Development and Innovation	IBRD	-	17.28	6.62	-	-	-	23.90
Jordan - Water Sector Efficiency Program	IBRD	-	48.65	1.35	-	-	-	50.00
Jordan - Water Security and Climate Adaptation	EIB	-	52.73	1.63	-	-	-	54.36
Jordan - People-Centric Digital Government PforR	IBRD	-	27.32	1.68	-	-	-	29.00
Jordan - Modernizing Education, Skills & Administrative Reforms	IBRD	-	6.92	0.09	-	-	-	7.00
Jordan - ARDI	IBRD	-	-	22.50	-	-	-	22.50
Lebanon - Roads and Employment	IBRD	-	28.91	-	16.49	-	-	45.40
Lebanon - Health Resilience	IBRD	-	24.16	-	0.04	-	-	24.20
	IsDB	-	5.89	-	0.01	-	-	5.90
Lebanon - Greater Beirut Public Transport	IBRD	0.94	1.20	-	0.45	-	-	2.58
Lebanon - Wheat Supply Emergency Response	-	-	14.18	-	0.82	-	-	15.00
Lebanon - COVID-19 Response	IBRD	-	2.05	-	-	-	-	2.05
Moldova - Emergency Response, Resilience and Competitiveness	IBRD	9.24	-	-	-	-	-	9.24
Moldova - Emergency Response, Resilience and Competitiveness DPO2	IBRD	8.14	-	-	-	16.86	-	25.00
Moldova - Education Quality Improvement	IBRD	-	-	-	-	10.00	-	10.00
Moldova - Supporting Growth and Resilience DPO	IBRD	4.87	-	-	-	0.14	-	5.00
Moldova - Refugee & Community Support TA	IBRD	1.50	-	-	-	-	-	1.50
Moldova - Higher Education Project Add'l Financing	IBRD	-	-	-	-	8.48	-	8.48
Moldova - Supporting Economic Opportunities & Climate Transition DPO	IBRD	-	-	-	-	8.00	-	8.00
		247.62	387.35	298.52	17.80	93.58	9.95	1,054.82
ISA Costs								
ADB		0.00	-	-	-	0.03	-	0.04
EBRD		-	0.17	-	-	-	-	0.17
EIB		-	1.23	0.00	-	-	-	1.24
IsDB		-	0.05	0.01	0.00	-	-	0.07
IADB		0.04	-	-	-	-	-	0.04
IBRD		0.39	0.38	0.23	0.02	0.19	0.03	1.24
		0.43	1.83	0.25	0.02	0.22	0.03	2.78
Administrative Budget								
Coordination Unit		0.57	2.65	1.01	1.23	0.30	0.00	5.76
Trustee		0.38	1.96	0.65	0.66	0.08	0.00	3.73
		0.95	4.61	1.67	1.89	0.37	0.00	9.49
Total Funding Decisions		249.00	393.79	300.43	19.71	94.17	9.99	1,067.09

Note: totals may not add up due to rounding

5. Funds Available as of December 31, 2025

In USD millions

	Total	Global	MENA	Jordan	Lebanon	ECE	LAC
1. Cumulative Receipts	1,148.26	252.72	421.75	320.75	41.43	95.97	15.6
a. Cash receipts from Supporting Countries	1,066.40	238.57	378.91	306.90	34.65	92.36	15.00
b. Investment Income earned a/	81.86	14.15	42.84	13.85	6.77	3.60	0.65
2. Cumulative Cash Transfers	1,020.12	249.00	393.79	277.89	19.71	69.74	10.0
a. Concessionality	1,007.92	247.62	387.35	276.02	17.80	69.18	9.95
b. ISA Costs	2.71	0.43	1.83	0.21	0.02	0.18	0.03
c. Administrative Budget	9.49	0.95	4.61	1.67	1.89	0.37	0.00
3. Funds Held in Trust (3 = 1 - 2) b/	128.14	3.73	27.95	42.85	21.72	26.23	5.66
4. Funding Decisions Pending Cash Transfer	46.97	-	-	22.53	-	24.44	-
5. Funds available to support Steering Committee decisions (5 = 3 - 4)	81.17	3.73	27.95	20.32	21.72	1.80	5.66

a/ represents investment income earned on the liquid balances of the GCFE Trust Fund and investment income received from ISAs as of November 30, 2025
b/ excludes USD 1.09 million of investment income earned by IBRD as ISA pending distribution to the respective windows on a semi-annual basis

Note: totals may not add up due to rounding



Glossary

Term	Definition
Cash and Investments	The Trust Fund's share in the co-mingled cash and investment pool.
Cash Contribution	Contribution or Installment provided in the form of cash, including promissory note encashments
Cash Transfer	Cash payment made to an Implementation Support Agency under a Financial Procedures Agreement
Contribution	The funds provided and to be provided by a Supporting Country to a Trust Fund, as specified in the Contribution Agreement/Arrangement, or in the Instrument of Commitment
Contribution Agreement/Arrangement	An agreement or arrangement between a World Bank entity, as Trustee, and a Supporting Country, setting forth specific terms for the receipt and use of a specific Contribution for a specific Trust Fund
Contribution Paid-In	Contribution or Installment provided in the form of cash, Promissory Note or other instruments acceptable to the Trustee
Contribution Receivable	Any portion of a Contribution that is not a Qualified Contribution to be received in the form of Cash or Promissory Note
EBRD	European Bank for Reconstruction and Development
Financial Intermediary Fund (FIF)	Financial arrangements that leverage a variety of public and private resources in support of global development initiatives and partnership. These Funds involve financial engineering or complex finance schemes, or where the Bank provides a specified set of administrative, financial or operational services
Financial Procedures Agreement	An agreement or arrangement between a World Bank entity, as Trustee, and Partner Entity for the commitment and transfer of funds by the Trustee to the Partner Entity under terms that do not involve Bank responsibility post-transfer
Funding Availability	Assets available to support funding decisions, as calculated under a specific basis of commitment.
Funds Held in Trust	Cash and Investments plus unencashed Promissory Note balance
IBRD	International Bank for Reconstruction and Development
Implementation Support Agency	Any agency receiving funds from a FIF, which is responsible for managing those funds for project activities as approved by the governing body
Investment Income	Returns (realized and unrealized) on cash and investments, allocated to individual Trust Funds
IsDB	Islamic Development Bank
Pledge	A Contributor's expression of its intention to make a Contribution
Promissory Note (if applicable)	A document consisting of a promise to pay that is non-interest bearing and payable on demand